

FAIRFUELS Workshop 2011

KTH University, Stockholm, Sweden, February 9-10, 2011

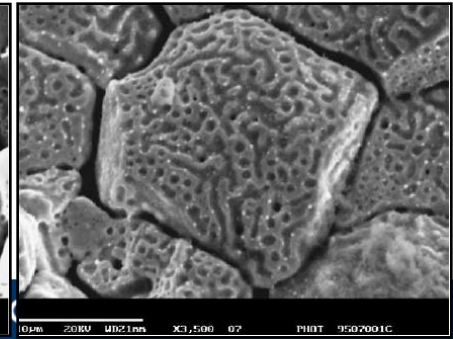



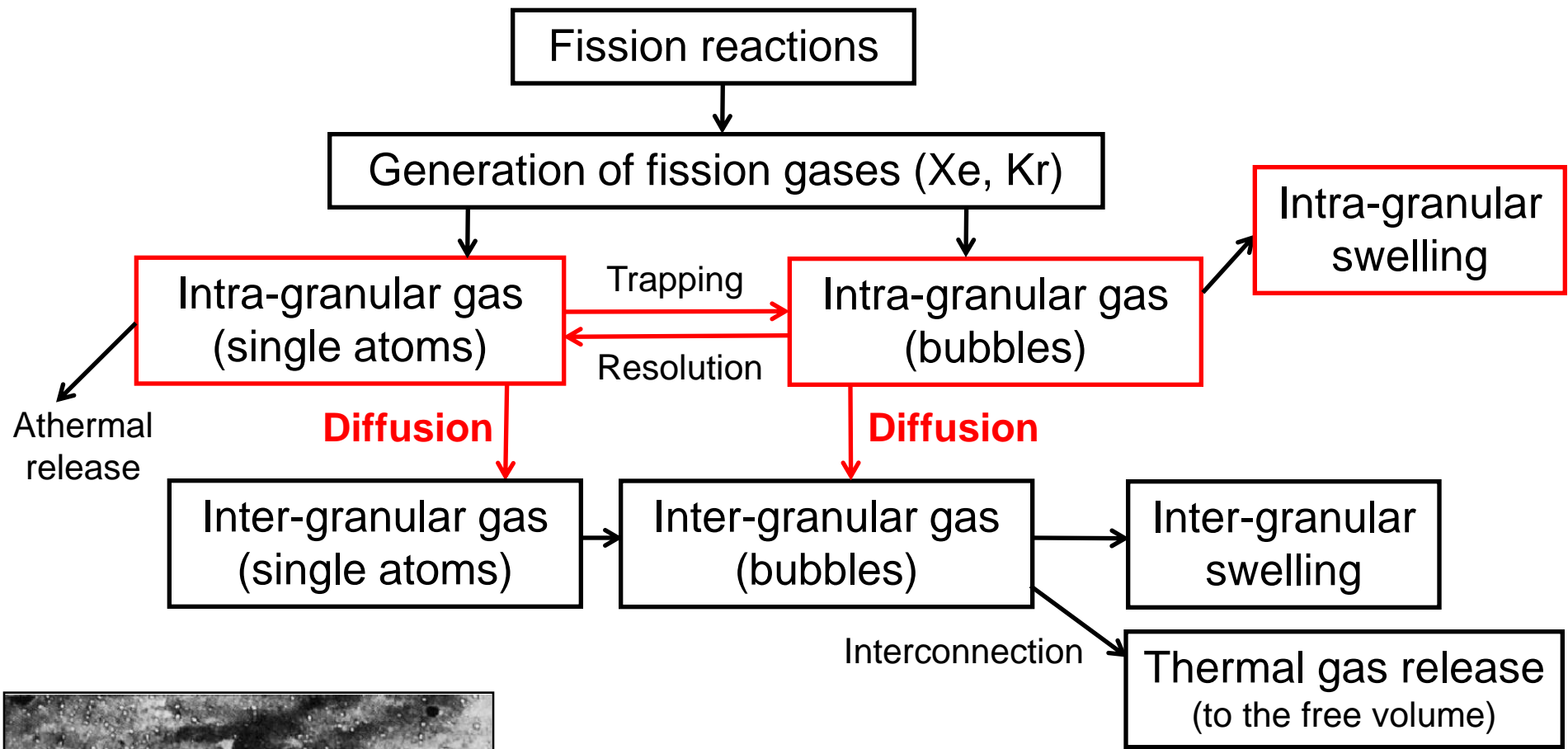
A simple model of fission gas intra-granular behaviour in UO_2

G. Pastore*, P. Van Uffelen, L. Luzzi



*E-mail: giovanni1.pastore@mail.polimi.it

Kinetics of fission gas



To develop a simple model of the intra-granular behaviour of fission gas in UO_2 fuel, suitable for implementation in an integral fuel performance code (TRANSURANUS).

Considered phenomena:

- Diffusion of fission gas from within the fuel grains to the grain boundaries (intra-granular diffusion)
- Swelling due to growth of fission gas bubbles inside the fuel grains (intra-granular swelling)

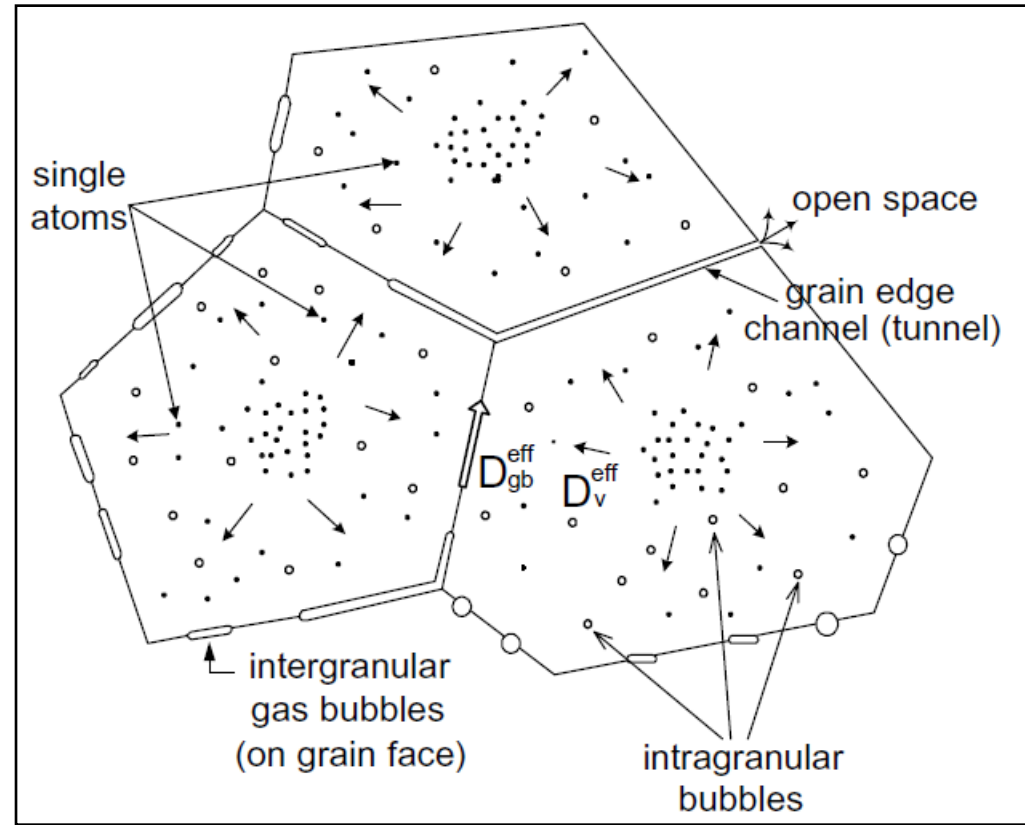
Model basic requirements:

1. To be physically based
2. To be simple (employment in a fuel performance code)
3. To provide a reasonably accurate description of both normal and transient operation reactor conditions

Current treatment of the intra-granular diffusion problem in TRANSURANUS

Premises:

- Intra-granular gas exists in two different phases: single atoms and bubbles
- **Bubbles are immobile** → gas transport is solely due to diffusion of single atoms
- Bubbles trap migrating gas atoms
- Gas atoms are knocked back from bubbles by the passage of fission fragments (resolution)



Rate equations describing the variation of the gas concentration in a grain:

$$\frac{\partial C_{s,atom}}{\partial t} = D_{s,atom} \nabla^2 C_{s,atom} - g C_{s,atom} + b C_{bubble} + \beta$$

$$\frac{\partial C_{bubble}}{\partial t} = g C_{s,atom} - b C_{bubble}$$

g = trapping parameter [s⁻¹]
 b = resolution parameter [s⁻¹]
 β = gas generation rate [atoms/(m³s)]

Addition →

$$\frac{\partial C_{tot}}{\partial t} = D_{s,atom} \nabla^2 C_{s,atom} + \beta$$

Quasi-stationary approach: $C_{s,atom} = \frac{b}{g} C_{bubble}$

Then, the diffusion equation is:

$$\frac{\partial C_{tot}}{\partial t} = D_{eff,s} \nabla^2 C_{tot} + \beta$$

$$D_{eff,s} = \frac{b}{b + g} D_{s,atom}$$

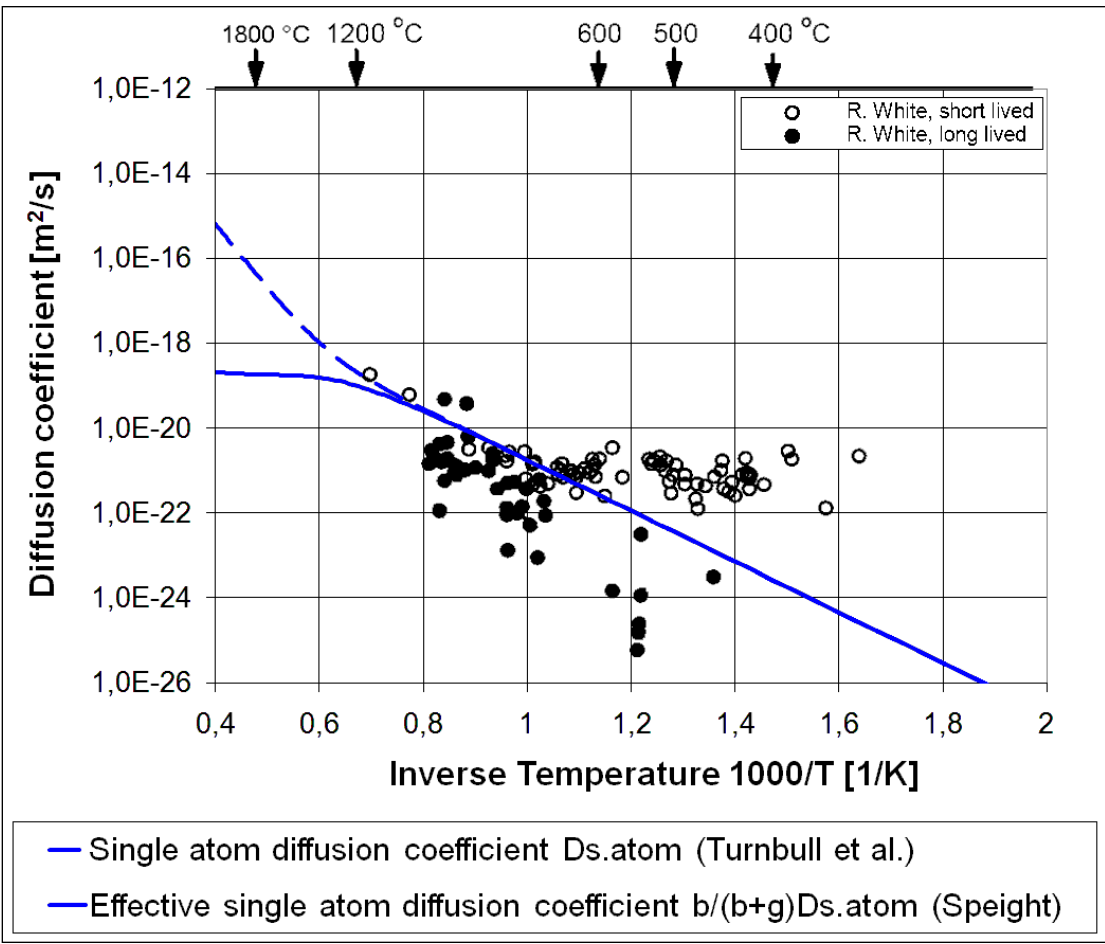
Average fraction of gas in single atom phase

Effective diffusion coefficient (Speight, 1969) – at present empirical in TRANSURANUS

where $C_{tot} = C_{s,atom} + C_{bubble}$

$D_{eff,s}$ is assumed to be uniform in a grain

Preliminary study of $D_{eff,s}$

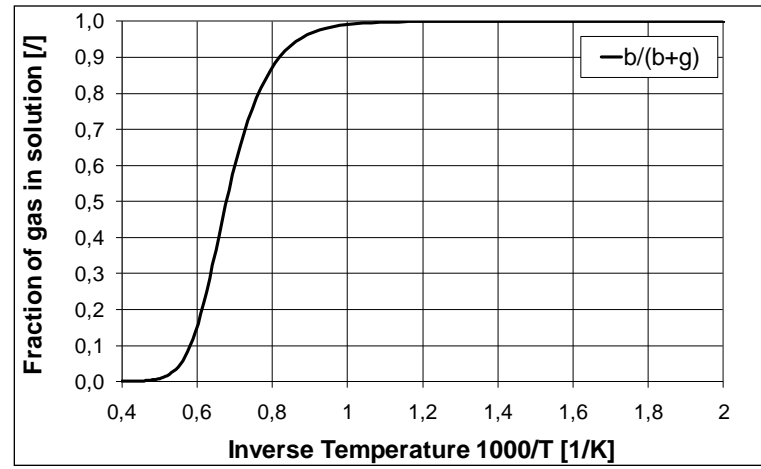


$$D_{eff,s} = \frac{b}{b+g} D_{s,atom}$$

$$b = 3.03 F \pi l_f (R_{bubble} + Z_0)$$

$$g = 4\pi D_{s,atom} R_{bubble} N_{bubble}$$

average



Tendency to underpredict gas transport to the grain boundaries under high temperature and transient conditions

↔ **Bubble mobility ?**

By applying the second Fick's law to the concentration of bubbles:

$$(1) \left(\frac{\partial N_{\text{bubble}}}{\partial t} \right)_{\text{r.m.}} = D_{\text{bubble}} \nabla^2 N_{\text{bubble}}$$

The concentration of gas in bubble phase is:

$$(2) C_{\text{bubble}} = m \cdot N_{\text{bubble}}$$

with

$$(3) \frac{\partial m}{\partial t} = 0 \quad (\text{quasi-stationary approach})$$

N_{bubble} = concentration of bubbles [bubbles/m³]
 m = number of gas atoms per bubble [atoms/bubbles]
 C_{bubble} = concentration of gas in bubbles [atoms/m³]
 D_{bubble} = bubble diffusion coefficient [m²/s]

Combining Eqs. (1), (2) and (3), we obtain:

$$\left(\frac{\partial C_{\text{bubble}}}{\partial t} \right)_{\text{r.m.}} = m D_{\text{bubble}} \nabla^2 N_{\text{bubble}}$$

Hypothesis: m is uniform in a grain (all bubbles contain the same number of atoms) →

$$\left(\frac{\partial C_{\text{bubble}}}{\partial t} \right)_{\text{r.m.}} = D_{\text{bubble}} \nabla^2 C_{\text{bubble}}$$

Rate equations describing the variation of the gas concentration in a grain in presence of bubble random motion:

$$\frac{\partial C_{s.\text{atom}}}{\partial t} = D_{s.\text{atom}} \nabla^2 C_{s.\text{atom}} - g C_{s.\text{atom}} + b C_{\text{bubble}} + \beta$$

$$\frac{\partial C_{\text{bubble}}}{\partial t} = g C_{s.\text{atom}} - b C_{\text{bubble}} + D_{\text{bubble}} \nabla^2 C_{\text{bubble}}$$

Addition →

$$\frac{\partial C_{\text{tot}}}{\partial t} = D_{s.\text{atom}} \nabla^2 C_{s.\text{atom}} + D_{\text{bubble}} \nabla^2 C_{\text{bubble}} + \beta$$

Again, by applying the quasi-stationary approach the **diffusion equation** takes the form:

$$\frac{\partial C_{\text{tot}}}{\partial t} = D_{\text{eff}} \nabla^2 C_{\text{tot}} + \beta$$

$$D_{\text{eff}} = \frac{b}{b+g} D_{s.\text{atom}} + \frac{g}{b+g} D_{\text{bubble}}$$

Average fraction of gas as single atoms

Average fraction of gas in bubbles

No modifications in the form of the equation

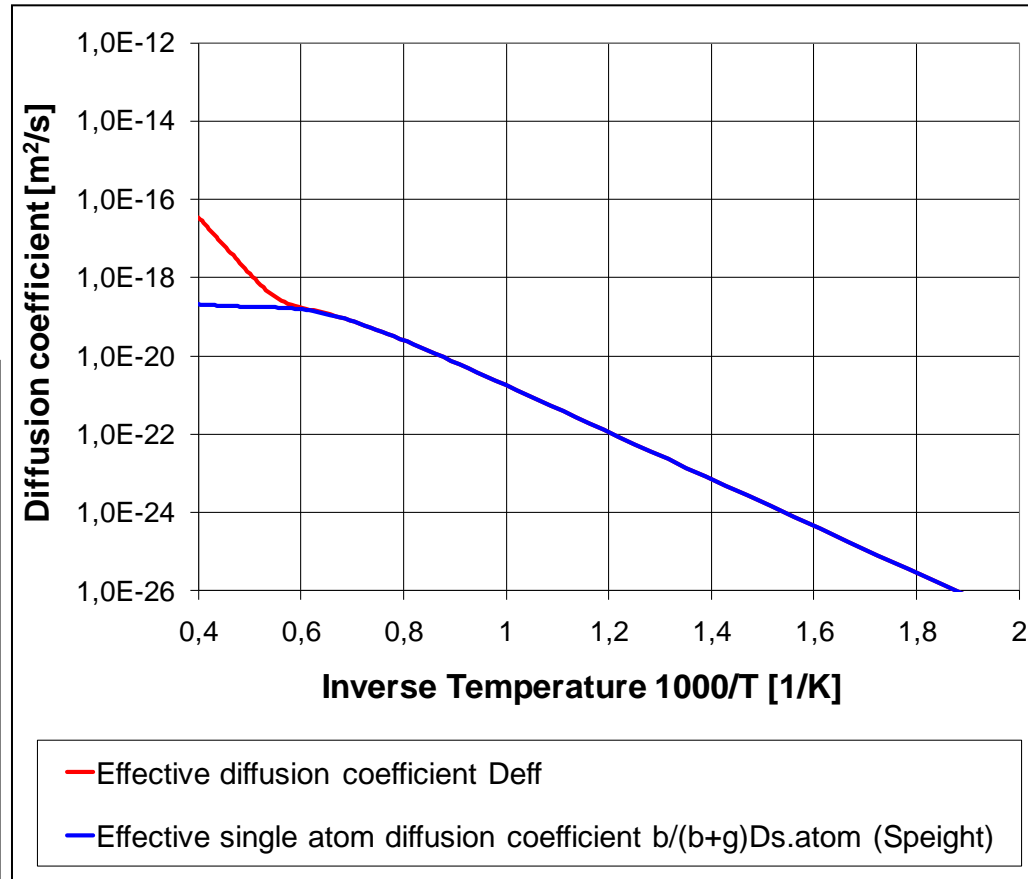
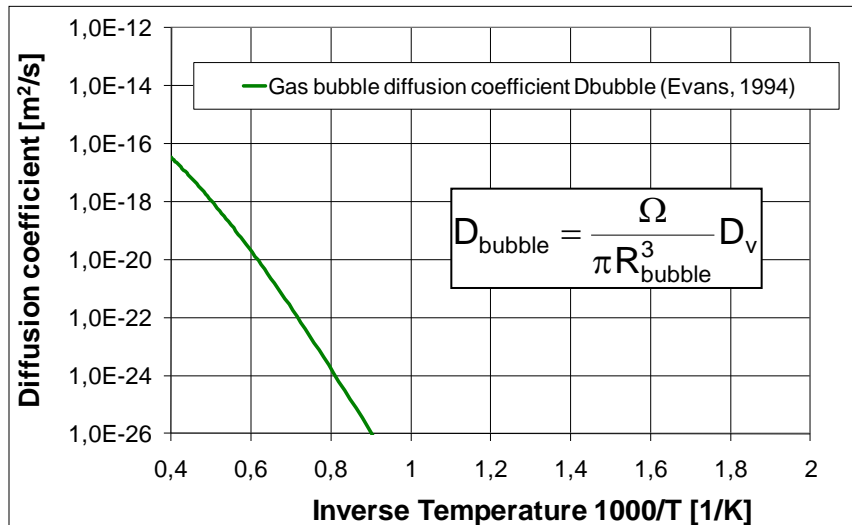
Preliminary study of D_{eff}

$$D_{\text{eff}} = \frac{b}{b+g} D_{\text{s.atom}} + \frac{g}{b+g} D_{\text{bubble}}$$

Single atom diffusion
(Speight)

bubble diffusion

(Speight)



The contribution of bubble motion to the effective diffusion coefficient is significant above ~ 1500 °C (consistent with observations of bubble motion by Baker, 1977)

Enhanced gas transport to the grain boundaries is observed during transients (bubble directed motion in a temperature/vacancy gradient).

Empirical approaches have been used to consider an additional release of gas during transients (Koo et al, 1999).

Bubble velocity up to a temperature/vacancy gradient (Nichols, 1969; Evans, 1994):

$$v_{\text{bubble}} = \frac{D_v Q_v \Delta T}{kT^2}$$

Consider bubble directed motion towards the grain boundary starting at a distance r from the boundary. Approximating $\Delta T = T/r$ (Evans, 1994), we obtain:

$$v_{\text{bubble}} = \frac{D_v Q_v}{kT r}$$

Attempt to represent the effect of directed diffusion by means of the random diffusion equation:

$$t_{\text{directed}} = \frac{r^2 kT}{D_v Q_v} = t_{\text{r.m.s.}} = \frac{r^2}{2D_{\text{bubble,tr}}}$$

$$\rightarrow D_{\text{bubble,tr}} = \frac{Q_v}{2kT} D_v \quad (\text{Evans, 1994})$$

We obtain an “equivalent” diffusion coefficient to be adopted during transients.

v_{bubble} = bubble velocity [m/s]
 D_v = volume self-diffusion coefficient [m²/s]
 Q_v = heat of transport of vacancies [eV]
 k = Boltzmann constant [eV/K]
 T = temperature [K]
 r = starting distance from the grain boundary [m]

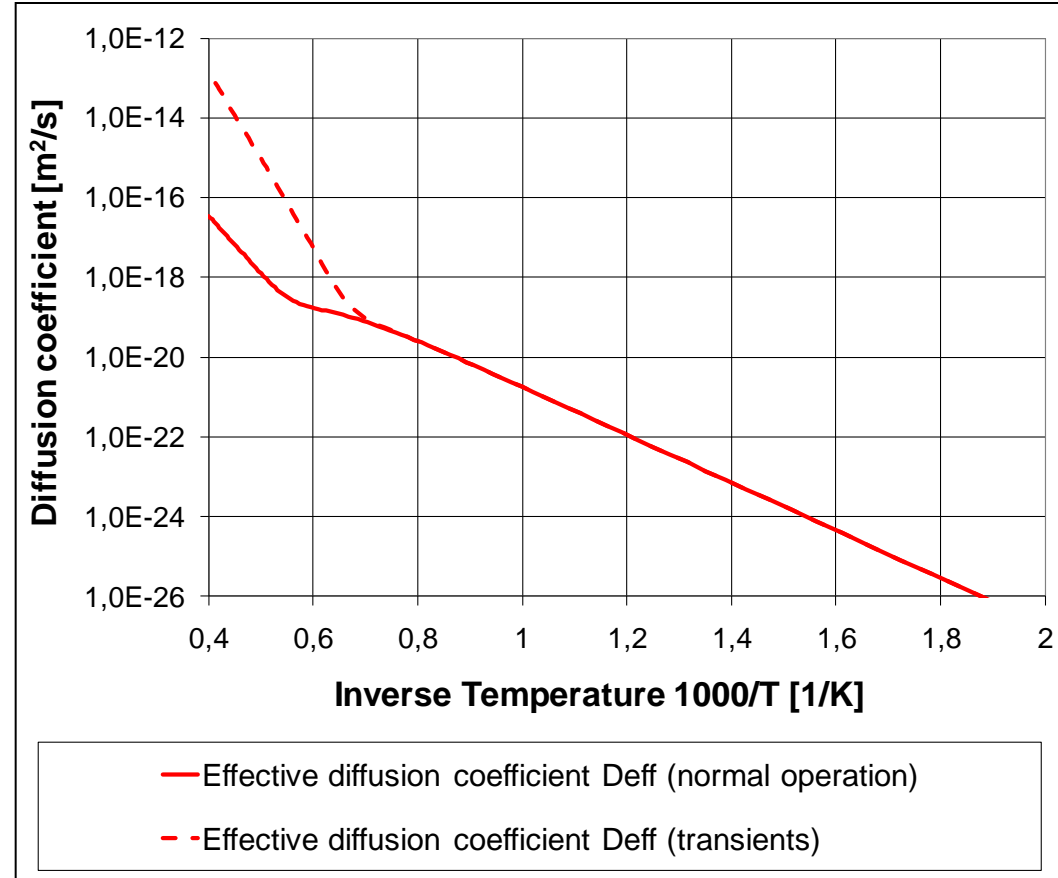
Preliminary study of $D_{\text{eff,tr}}$

$$D_{\text{eff,tr}} = \underbrace{\frac{b}{b+g} D_{\text{s,atom}}}_{\text{Single atom diffusion (Speight)}} + \underbrace{\frac{g}{b+g} D_{\text{bubble,tr}}}_{\text{bubble diffusion}}$$

$$\frac{\partial C_{\text{tot}}}{\partial t} = D_{\text{eff,tr}} \nabla^2 C_{\text{tot}} + \beta$$

In this simplified approach, the enhanced gas transport during power transients is simulated by modification of the effective diffusion coefficient (bubble diffusion term)

The concept of representing the effect of directed bubble motion by an “equivalent” random diffusion equation is intended as a practical approach (easy implementation) for a first estimation of the enhanced gas transport during power transients



- I. All bubbles have the same size and the same (spherical) shape. It follows that the fractional volume of intra-granular swelling is given by:

$$\frac{\Delta V}{V} = N_{\text{bubble}} \left(\frac{4}{3} \pi R_{\text{bubble}}^3 \right)$$

- II. The concentration of gas bubbles N_{bubble} remains constant in time ($N_{\text{bubble}} = 5 \cdot 10^{23}$ bubbles/m³)

- III. The bubbles are in mechanical equilibrium with the bulk solid. If the effect of hydrostatic stress is neglected (nm-size bubbles), the gas pressure p in the bubble is calculated as:

$$p = \frac{2\gamma}{R_{\text{bubble}}}$$

- IV. The gas in the bubbles obeys the van der Waals equation of state:

$$p \left(V_{\text{bubble}} - \frac{bm}{N_{\text{AV}}} \right) = kmT$$

where V_{bubble} is the bubble volume [m³] and m is the number of gas atoms per bubble [atoms/bubble]

Calculation at time step t :

Diffusion equation

$$C_{\text{tot}}(t) = C_{\text{tot}}(t - dt) + dC_{\text{tot}}(t)$$

Total concentration of intra-granular gas
[atoms/m³]

$$C_{\text{bubble}}(t) = \frac{g}{b + g} C_{\text{tot}}(t)$$

Concentration of gas retained in the bubbles
[atoms/m³]

$$m(t) = \frac{C_{\text{bubble}}(t)}{N_{\text{bubble}}}$$

Number of gas atoms per bubble
[atoms/bubble]

Equation for the bubble radius [m]:

$$8\pi\gamma \cdot R_{\text{bubble}}^3(t) - 3k \cdot m(t) \cdot T(t) \cdot R_{\text{bubble}}(t) - \frac{6\gamma b}{N_{\text{AV}}} \cdot m(t) = 0$$

Intra-granular swelling (increment of fractional increase in fuel volume) [/]:

$$\frac{\Delta V}{V}(t) = N_{\text{bubble}} \cdot \frac{4}{3} \pi \cdot R_{\text{bubble}}^3(t)$$

- A simple but physically based model of fission gas intra-granular behaviour is proposed, which is intended for adoption in fuel performance codes (TRANSURANUS).
- For the treatment of the fission gas intra-granular diffusion, the concept of an effective diffusion coefficient (Speight) is maintained.
- A simple extension of the Speight's formulation is proposed, which takes into account the contribution of bubble random motion to the total gas diffusion.
- A specific expression for the bubble diffusion coefficient is proposed for the simulation of power transients (bubble directed motion).
- The contribution of bubble motion may explain the tendency of the Speight's formulation to underpredict gas transport to the grain boundaries under high temperature and transient conditions.
- The incorporation in the TRANSURANUS code of the above concepts, as well as of a simple model for the intra-granular swelling, is underway.

Main references

- K. Lassmann, A. Schubert, P. Van Uffelen, C. Györi, J. van de Laar, *TRANSURANUS Handbook*, Copyright ©1975-2009, Institute for Transuranium Elements, Karlsruhe, Germany (2009).
- M.V. Speight, "A Calculation on the Migration of Fission Gas in Material Exhibiting Precipitation and Re-resolution of Gas Atoms Under Irradiation", *Nucl. Sci. Eng.* 37, 180-185 (1969).
- K. Lassmann, H. Benk, "Numerical algorithms for intragranular fission gas release", *J. Nucl. Mater.* 280, 127-135 (2000).
- J.A. Turnbull, C.A. Friskney, J.R. Findlay, F.A. Johnson, A.J. Walter, "The diffusion coefficients of gaseous and volatile species during the irradiation of uranium oxide", *J. Nucl. Mater.* 107, 168 (1982).
- J.A. Turnbull, R.J. White, C.A. Wise, "The diffusion coefficient for fission gas atoms in uranium dioxide", Proc. of Technical Committee Meeting on Water Reactor Fuel Element Computer Modelling in Steady State, Transient and Accidental Conditions, International Atomic Energy Agency, Preston, England, T1-TC-659, Paper 3.5 (1988).
- C. Baker, "The migration of intragranular fission gas bubbles in irradiated uranium dioxide", *J. Nucl. Mater.* 71, 117-123 (1977).
- Y.-H. Koo, B.-H. Lee, D.-S. Sohn, "COSMOS: a computer code to analyze LWR UO₂ and MOX fuel up to high burnup", *Ann. Nucl. Energy* 26, 47-67 (1999).
- J.H. Evans, "Bubble diffusion to grain boundaries in UO₂ and metals during annealing: a new approach", *J. Nucl. Mater.* 210, 21-29 (1994)..
- F.A. Nichols, "Kinetics of diffusional motion of pores in solids", *J. Nucl. Mater.* 30, 143-165 (1969).
- R.J. White, M.O. Tucker, "A new mechanistic model for the calculation of fission gas release", Proc. of International Topical Meeting on LWR Fuel Performance, West Palm Beach, Florida (1994).
- P. Lösönen, "On the behaviour of intragranular fission gas in UO₂ fuel", *J. Nucl. Mater.* 280, 56-72 (2000).
- D.R. Olander, *Fundamental aspects of nuclear reactor fuel elements*, Technical Information Center - Energy Research and Development Administration, University of California, Berkeley (1976).
- S. Kashibe, K. Une, K. Nogita, "Formation and growth of intragranular fission gas bubbles in UO₂ fuels with burnup of 6-83 GWd/t", *J. Nucl. Mater.* 206, 22-34 (1993).
- M.E. Gulden, "Migration of gas bubbles in irradiated uranium dioxide", *J. Nucl. Mater.* 23, 30-36 (1967).

Thank you for your attention